

User Guide

sMS-200

가

sMS-200

sMS-200

• **Roon Ready:**

Roon Server

Tidal

가

• **SqueezeLite:**

LMS(Logitech Media Server)

USB

Tidal, Qobuz, Internet Radio

• **MPD:** USB

DLNA MPD renderer

DLNA server, DLNA control point

DLNA audio

• **HQPlayer NAA:**

[HQPlayer Desktop](#)

• **Shairport:** Apple AirPlay

Apple

How to use

1. sMS-200 USB USB USB
2. sMS-200 Ethernet LAN
- 3.

- Roon Ready : Roon Server가 가
- SqueezeLite MPD: USB sMS-200 USB 2.0 Network music folder Eunhasu Library config
- DLNA : DLNA control point sMS-200 DLNA server
- HQPlayer NAA: NAA HQPlayer Desktop
- Shairport: Shairport iPhone

4. (9V/2A) (mBPS-d2s)

POWER IN

5. 30 sMS-200 <http://eunhasu/>

sMS-200 IP Web GUI Eunhasu iOS

<http://eunhasu.local/> Eunhasu

<http://sotm-audio.com/my> 가

6. Eunhasu

- 7.


8. 'Start' 가 10 'ACTIVE'가

9. config USB


controller

10. 'Stop'


Roon ready



Squeezelite



HQplayer



Last update: 2017/01/25
02:12

ko:sms-200_user_guide https://www.docs.sotm-audio.com/doku.php?id=ko:sms-200_user_guide&rev=1485328374

From:

<https://www.docs.sotm-audio.com/> - **SotM docs**

Permanent link:

https://www.docs.sotm-audio.com/doku.php?id=ko:sms-200_user_guide&rev=1485328374

Last update: **2017/01/25 02:12**

