

# User Guide

sMS-200 <http://sotm-audio.com>


sMS-200  
sMS-200

- **Roon Ready:** Roon Server, Tidal, 가
- **SqueezeLite:** LMS(Logitech Media Server) USB, Tidal, Qobuz, Internet Radio
- **MPD:** USB, DLNA, MPD, DLNA server, DLNA control point, DLNA audio, DLNA server, PC, NAS,
- **HQPlayer NAA:** [HQPlayer Desktop](#)
- **Shairport:** Apple AirPlay, Apple


## How to use

1. sMS-200 USB, USB, USB
2. sMS-200 Ethernet, LAN
3.
  - Roon Ready : Roon Server가 가
  - SqueezeLite MPD: USB, sMS-200 USB 2.0, Network music folder, Eunhasu Library config
  - DLNA : DLNA control point, sMS-200 DLNA server
4. (9V/2A) (mBPS-d2s)
5. 30 POWER IN, sMS-200 IP, sMS-200 Web GUI, Eunhasu <http://eunhasu/>, iOS <http://eunhasu.local/>, Eunhasu
6. Eunhasu
- 7.
8. 'Start' 가 10 'ACTIVE'가
9. config USB
10. controller 'Stop'
11. sMS-200 Start, System setup, System power off


## Roon ready



## Squeezelite



## HQplayer



From:  
<https://www.docs.sotm-audio.com/> - **SotM docs**

Permanent link:  
[https://www.docs.sotm-audio.com/doku.php?id=ko:sms-200\\_user\\_guide&rev=1479174211](https://www.docs.sotm-audio.com/doku.php?id=ko:sms-200_user_guide&rev=1479174211)

Last update: **2016/11/14 20:43**

