

sMS-200



User Guide

sMS-200

sMS-200 가 .
sMS-200


- Roon Ready : Roon Server 가 . Tidal , 가
- Squeezelite , LMS(Logitech Media Server) USB Tidal, Qobuz, Internet Radio
- MPD , USB .DLNA MPD DLNA server, DLNA control point DLNA audio renderer . DLNA server PC, NAS,
- HQPlayer , [HQPlayer Desktop](#)
- Shairport Apple AirPlay . Apple

How to use


1. sMS-200 USB USB USB
2. sMS-200 Ethernet LAN
3.
 - Roon Ready : Roon Server가 가
 - SqueezeLite MPD: USB sMS-200 USB 2.0 , Network music folder Eunhasu Library config

- DLNA : DLNA control point (9V/2A) sms-200 DLNA server (mBPS-d2s)
- 4. POWER IN
- 5. 30 sms-200 sms-200 IP <http://eunhasu/> sms-200 Web GUI Eunhasu <http://eunhasu.local/> Eunhasu
- 6. Eunhasu
- 7.
- 8. 'Start' 가 10 'ACTIVE'가
- 9. config USB
- 10. controller 'Stop'
- 11. sms-200 , System setup System power off


Roon ready



Squeezelite



HQplayer



From:

<https://www.docs.sotm-audio.com/> - **SotM docs**

Permanent link:

https://www.docs.sotm-audio.com/doku.php?id=ko:sms-200_user_guide&rev=1479172971

Last update: **2016/11/14 20:22**

