

# sMS-200



## User Guide

sMS-200

sMS-200  
sMS-200

가


- Roon Ready : Roon Server, Tidal, Roon Server, 가
- Squeezelite : LMS(Logitech Media Server), USB, Tidal, Qobuz, Internet Radio
- MPD, USB : DLNA audio renderer, MPD, DLNA server, DLNA control point, DLNA PC, NAS, DLNA
- HQPlayer : [HQPlayer Desktop](#)

## How to use


1. sMS-200 USB USB USB
2. sMS-200 Ethernet LAN
3.
  - Roon Ready : Roon Server가 가
  - SqueezeLite MPD: USB sMS-200 USB 2.0, Network music folder Eunhasu Library config
  - DLNA : DLNA control point sMS-200 DLNA server
4. (9V/2A) (mBPS-d2s)

- POWER IN
- 5. 30 SMS-200 sMS-200 <http://eunhasu/>
  - 6. EUNHASU SMS-200 IP SMS-200 Web GUI EUNHASU
  - 7. iOS <http://eunhasu.local/> EUNHASU
  - 8. 'Start' 가 10 'ACTIVE'가
  - 9. config USB
  - 10. controller Start
  - 11. SMS-200 , System setup System power off


## Roona ready



## Squeezelite



# HQplayer



From:

<https://www.docs.sotm-audio.com/> - **SotM docs**

Permanent link:

[https://www.docs.sotm-audio.com/doku.php?id=ko:sms-200\\_user\\_guide&rev=1474430478](https://www.docs.sotm-audio.com/doku.php?id=ko:sms-200_user_guide&rev=1474430478)

Last update: **2016/09/21 00:01**

