

sMS-1000SQ Eunhasu .

USB

ISO

- [New Eunhasu x86 image](#)

Rufus

- [Download Rufus V3.4](#)

USB

Rufus 3.4.1430

Drive Properties

Device
Multiple Partitions (E:) (F:) (G:) [7.9GB]

Boot selection
clonezilla-live-Eunhasu-V0.4.56-0.86_64-2019

Partition scheme: MBR Target system: BIOS or UEFI

Show advanced drive properties

Format Options

Volume label
Eunhasu-V0.4.56-0.86_64-2019_02

File system: FAT32 (Default) Cluster size: 4096 bytes (Default)

Show advanced format options

Status

READY

Using image: clonezilla-live-Eunhasu-V0.4.56-0.86_64-2019_02.iso



Eunhasu OS

Eunhasu

sMS-1000SQ (SSD or HDD)가 2 , Eunhasu OS

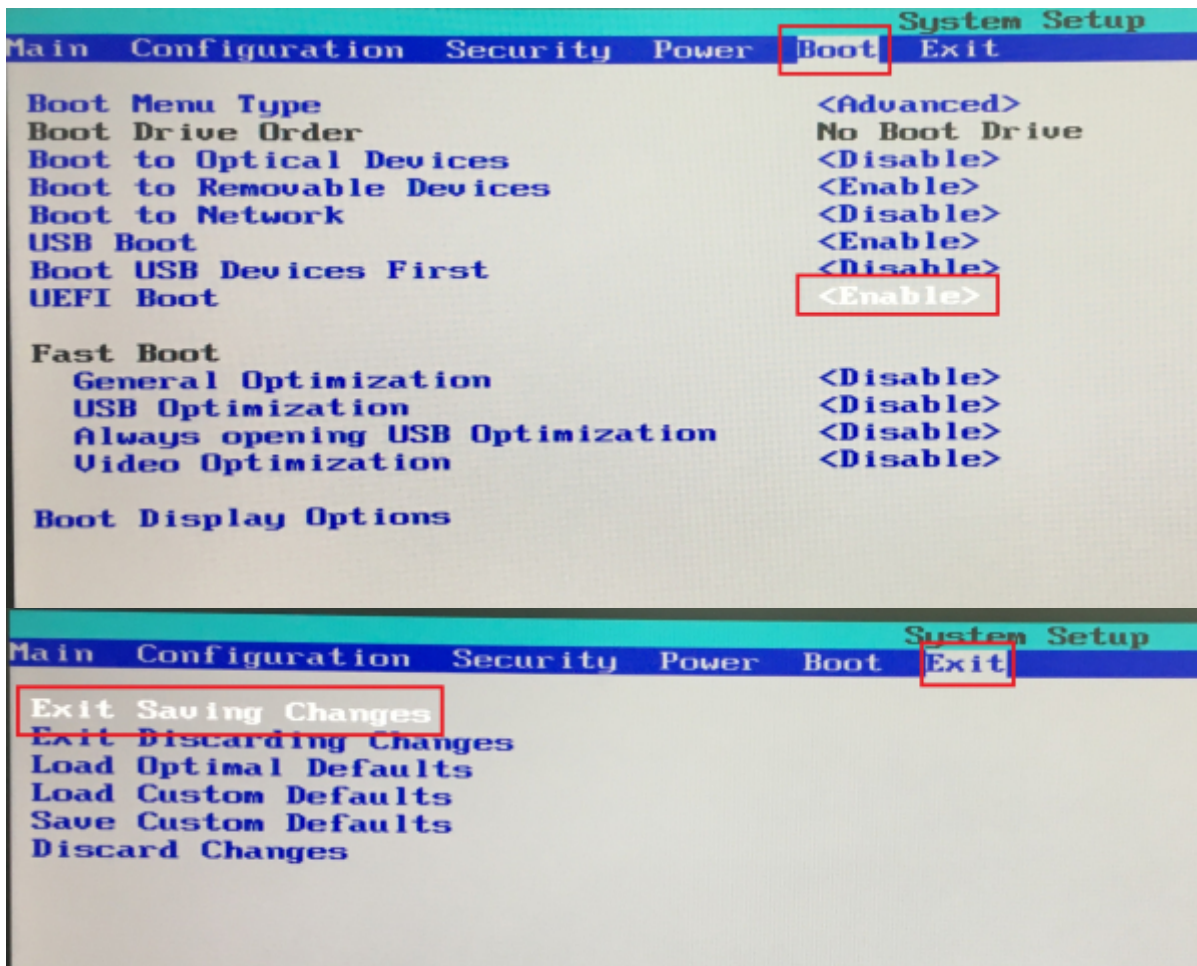
sMS-1000

1. Ordered List ItemEunhasu USB sMS-1000SQ USB
2. sMS-1000SQ **LCD** **HDMI**
3. sMS-1000SQ USB
4. F10
5. USB

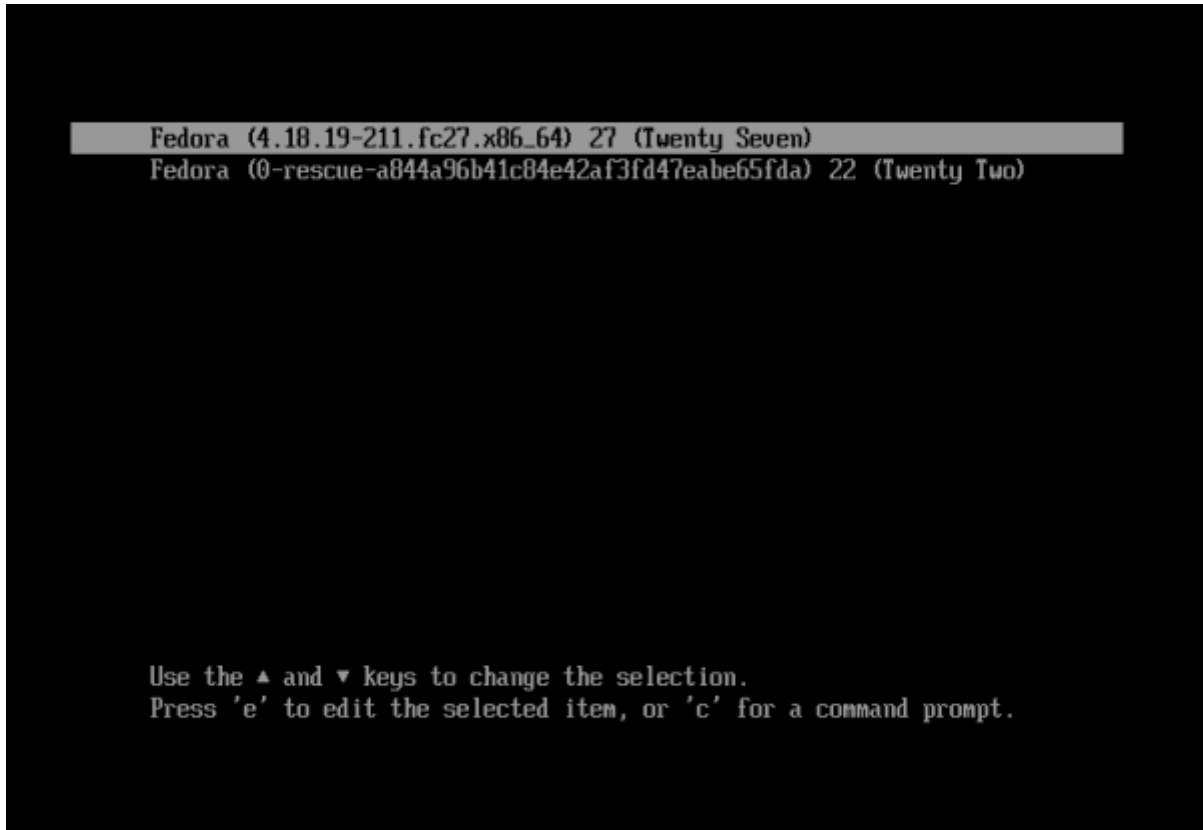
Vortexbox Windows Edition Eunhasu

- Eunhasu OS , UEFI boot (Enable)

1. F2 BIOS setup
2. Boot , UEFI boot (Enable)
(Disable) , (Enable)
3. Exit , Exit Saving Changes

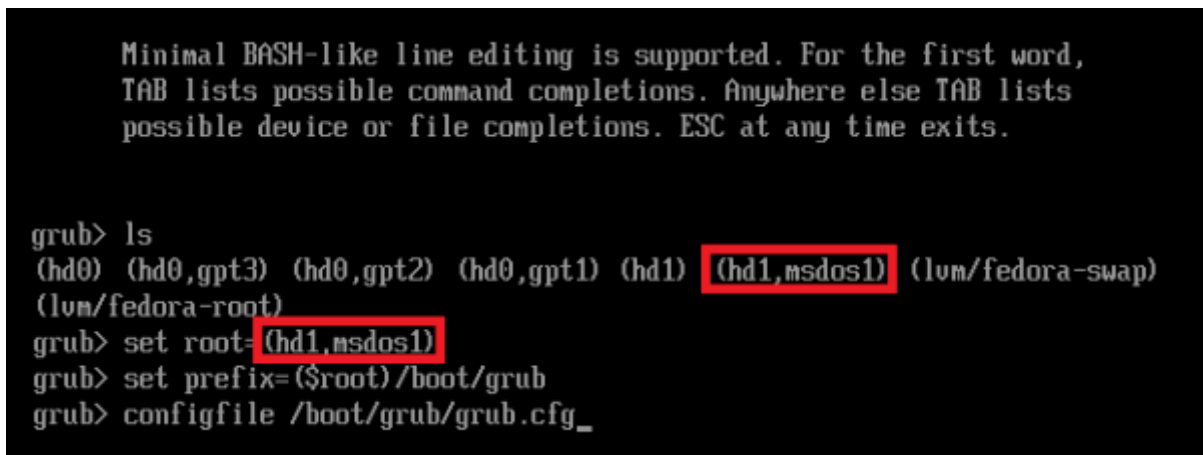


- F10 , Eunhasu 'c' .(5)



- grub> ls
- grub> set root=(xxx,msdos1)
- grub> set prefix=(\$root)/boot/grub
- grub> configfile /boot/grub/grub.cfg

xxx (xxx,msdos1)



Eunhasu OS



, Eunhasu

SMS-1000SQ

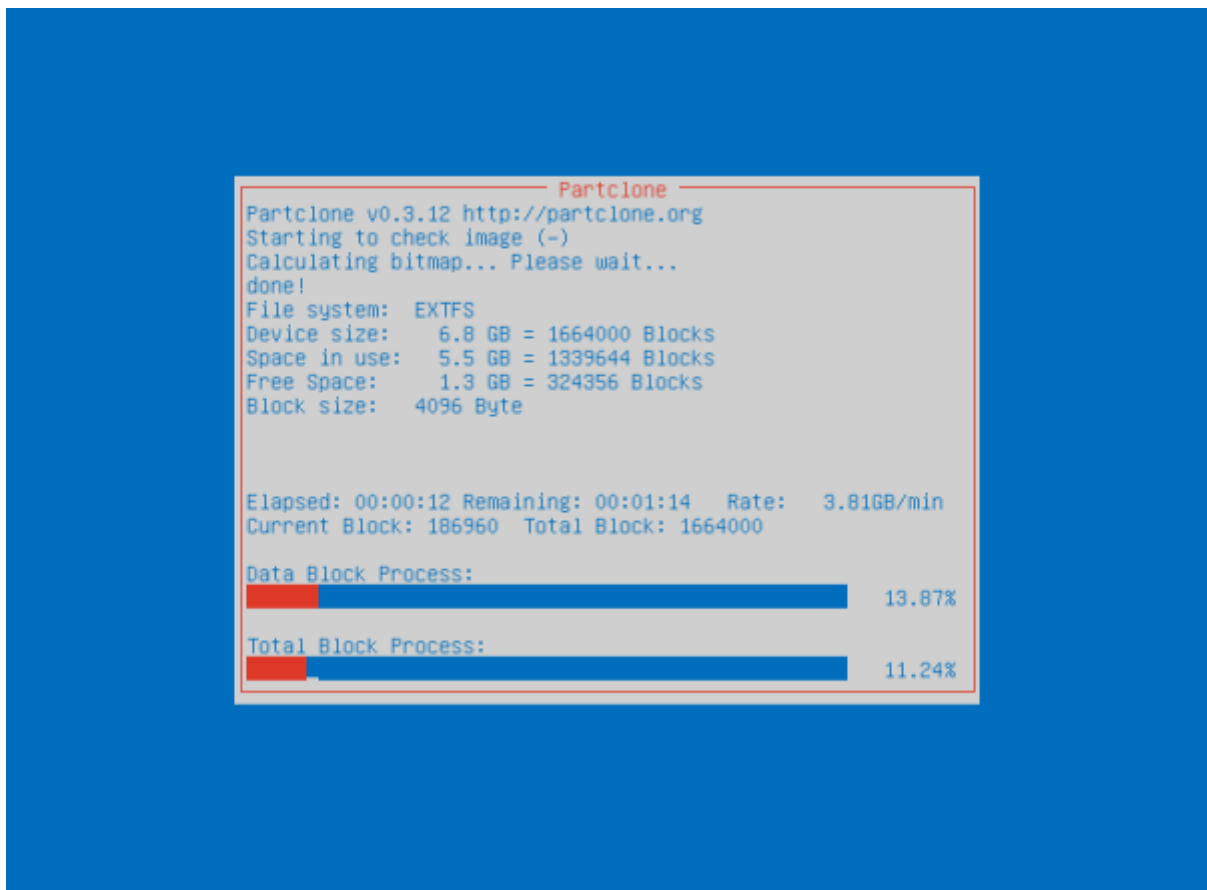
- 가 , 가 y 2 , .

```

GPT partition table file for this disk saved by gdisk was found: sda
MBR file for this disk was found: sda
The image of this partition is restorable: sda1
The image of this partition is restorable: sda2
The image of this partition is restorable: fedora-root
All the images of partition or LV devices in this image were checked and they are restorable: Eunhasu-V0.4.56-0.86_64-2019_02_19_07-img
=====
Activating the partition info in /proc... done!
Error: /dev/sda: unrecognised disk label
*****
The following step is to restore an image to the hard disk/partition(s) on this machine: "/home/partimg/Eunhasu-V0.4.56-0.86_64-2019_02_19_07-img" -> "sda sda1 sda2 sda3"
The image was created at: 2019-0219-0725
WARNING!!! WARNING!!! WARNING!!!
WARNING. THE EXISTING DATA IN THIS HARDDISK/PARTITION(S) WILL BE OVERWRITTEN! ALL EXISTING DATA WILL BE LOST:
*****
Machine: VMware Virtual Platform
sda (21.5GB_VMWare_Virtual_S_No_disk_serial_no)
*****
are you sure you want to continue? (y/n) y
ok, let's do it!!
This program is not started by clonezilla server.
*****
Let me ask you again.
The following step is to restore an image to the hard disk/partition(s) on this machine: "/home/partimg/Eunhasu-V0.4.56-0.86_64-2019_02_19_07-img" -> "sda sda1 sda2 sda3"
The image was created at: 2019-0219-0725
WARNING!!! WARNING!!! WARNING!!!
WARNING. THE EXISTING DATA IN THIS HARDDISK/PARTITION(S) WILL BE OVERWRITTEN! ALL EXISTING DATA WILL BE LOST:
*****
Machine: VMware Virtual Platform
sda (21.5GB_VMWare_Virtual_S_No_disk_serial_no)
*****
are you sure you want to continue? (y/n) y

```

-



가 , Reboot .



sMS-1000SQ , Ctrl+Alt+F2

- ID : root
- PW : sotmaudio

```
login as: root
root@[REDACTED]'s password:
Last login: Wed Feb 20 18:44:30 2019 from [REDACTED]
[root@eunhasu ~]#
```

[root@localhost-live ~]# sh install/step1.sh

```
login as: root
root@192.168.0.10's password:
Last login: Wed Feb 20 18:44:30 2019 from 192.168.0.11
[root@eunhasu ~]# sh install/step1.sh
```

•

```
[fdisk status]-----
Disk /dev/sda: 29.8 GiB, 32017047552 bytes, 62533296 sectors
Units: sectors of 1 * 512 = 512 bytes
Sector size (logical/physical): 512 bytes / 512 bytes
I/O size (minimum/optimal): 512 bytes / 512 bytes
Disklabel type: gpt
Disk identifier: A376B76C-304B-4B7A-BAA9-CAE7A06D585B

Device      Start      End  Sectors  Size Type
/dev/sda1   2048     411647   409600  200M EFI System
/dev/sda2   411648   1435647  1024000  500M Linux filesystem
/dev/sda3   1435648  16328703 14893056  7.1G Linux LVM
-----
[parted resizepart]-----
[e2fsck]-----
e2fsck 1.43.5 (04-Aug-2017)
/dev/mapper/fedora-root is mounted.
e2fsck: Cannot continue, aborting.

[resize2fs]-----
Physical volume "/dev/sda3" changed
  1 physical volume(s) resized / 0 physical volume(s) not resized
  Size of logical volume fedora/root changed from 7.00 GiB (1792 extents) to <29.02 GiB (7428 extents).
  Logical volume fedora/root successfully resized.
resize2fs 1.43.5 (04-Aug-2017)
Filesystem at /dev/mapper/fedora-root is mounted on /; on-line resizing required
old_desc_blocks = 1, new_desc_blocks = 2
The filesystem on /dev/mapper/fedora-root is now 7606272 (4k) blocks long.

[fdisk result]-----
Disk /dev/sda: 29.8 GiB, 32017047552 bytes, 62533296 sectors
Units: sectors of 1 * 512 = 512 bytes
Sector size (logical/physical): 512 bytes / 512 bytes
I/O size (minimum/optimal): 512 bytes / 512 bytes
Disklabel type: gpt
Disk identifier: A376B76C-304B-4B7A-BAA9-CAE7A06D585B

Device      Start      End  Sectors  Size Type
/dev/sda1   2048     411647   409600  200M EFI System
/dev/sda2   411648   1435647  1024000  500M Linux filesystem
/dev/sda3   1435648  62500000 61064353 29.1G Linux LVM
-----
Check disk size
[root@eunhasu ~]# █
```

가

, 가 가 .

1. , 가 .
2. , , (3-1) ID PW

```
[root@localhost-live ~]# sh install/eunhasu_check_hdd.sh
```

```
[root@eunhasu ~]# sh install/eunhasu check hdd.sh
detect sdb
fdisk: cannot open /dev/sdc: No such file or directory
no sdcl
l
#
# /etc/fstab
# Created by anaconda on Thu Sep 29 17:40:56 2016
#
# Accessible filesystems, by reference, are maintained under '/dev/disk'
# See man pages fstab(5), findfs(8), mount(8) and/or blkid(8) for more info
#
/dev/mapper/fedora-root / ext4 defaults 1 1
UUID=629c700b-2e0f-4241-9ebc-4a0505d53eda /boot ext4 defaults 1 2
UUID=2541-A322 /boot/efi vfat umask=0077,shortname=winnt 0 0
# /dev/mapper/fedora-swap swap swap defaults 0 0
/dev/sdb1 /mw/data/music/HDD1 auto nofail,defaults 0 0
[root@eunhasu ~]#
```

- [Download Rufus V3.4](#)

Eunhasu x86

- [Eunhasu_x86 V0.4.60](#)

From:
<https://www.docs.sotm-audio.com/> - **SOTM docs**

Permanent link:
https://www.docs.sotm-audio.com/doku.php?id=ko:eunhasu:installing_x86&rev=1562232842

Last update: **2019/07/04 05:34**

