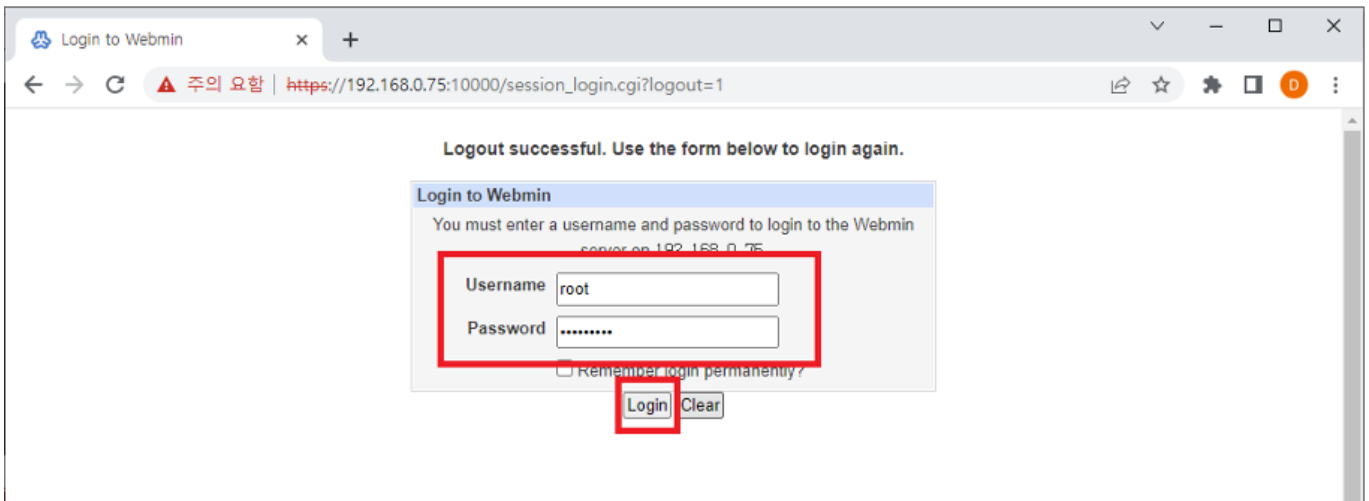
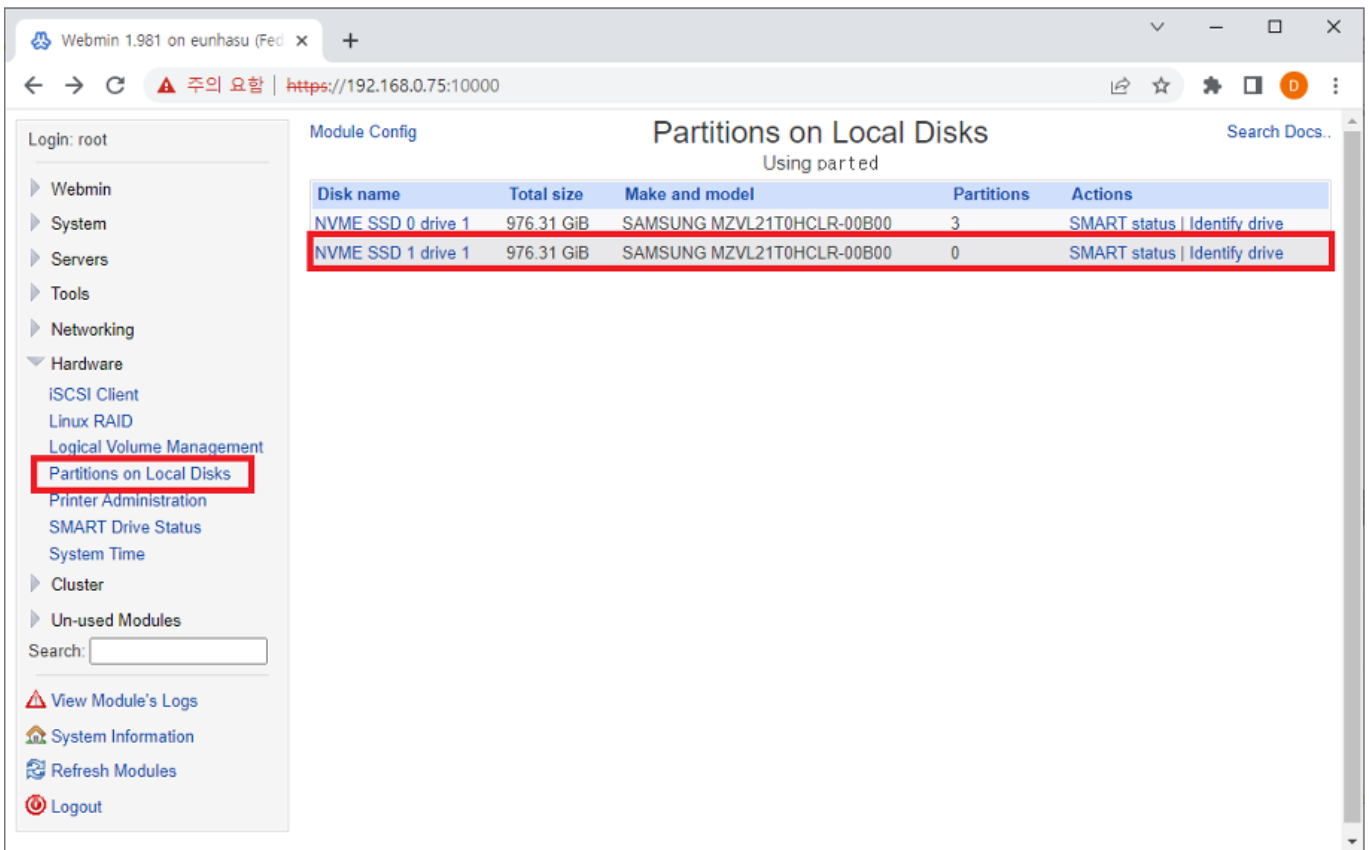


1. Web Browser <https://IP Address:10000/> webmin

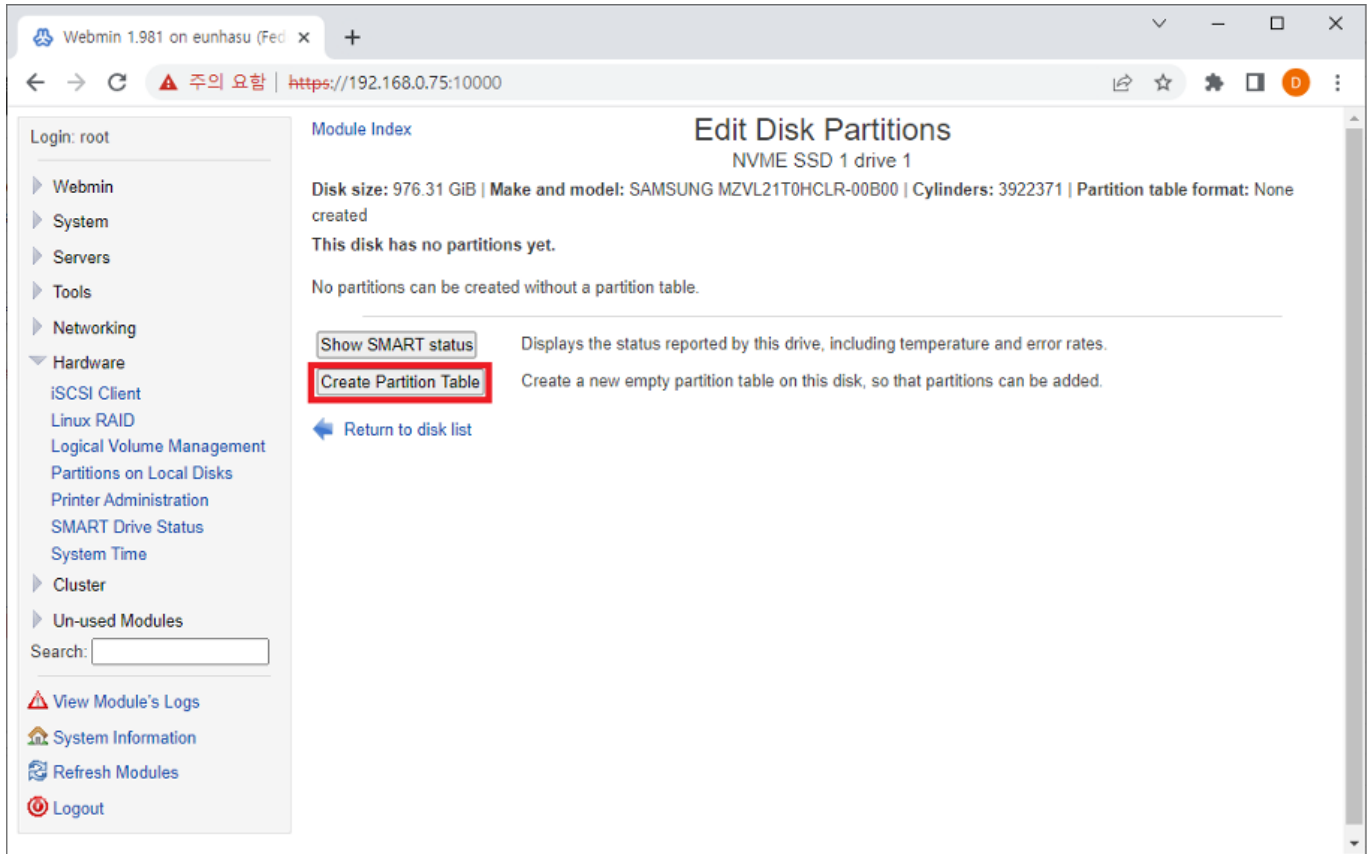
A. Username: root , Password: sotmaudio



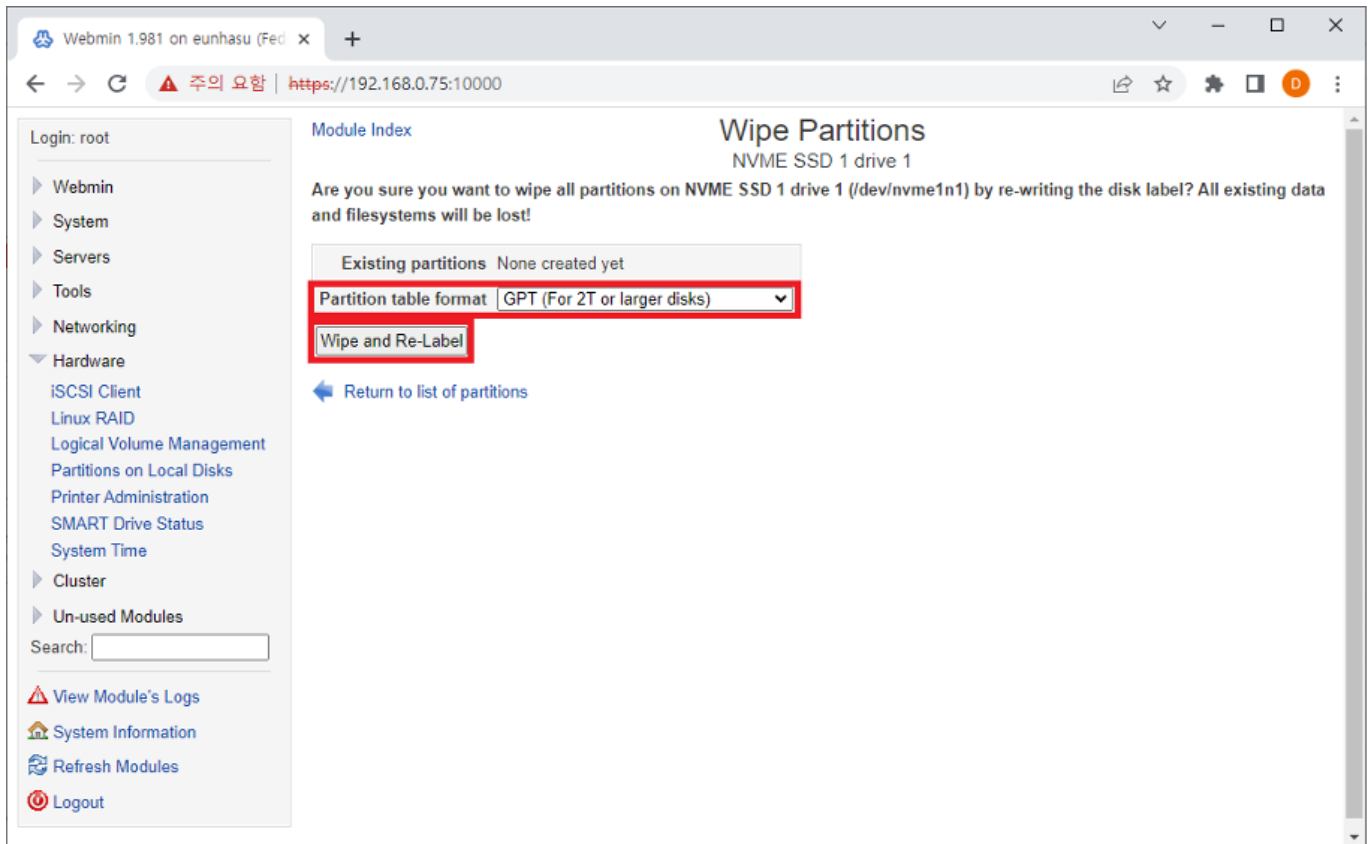
2. Webmin → Hardware → Partitions on Local Disks → 가 Disk



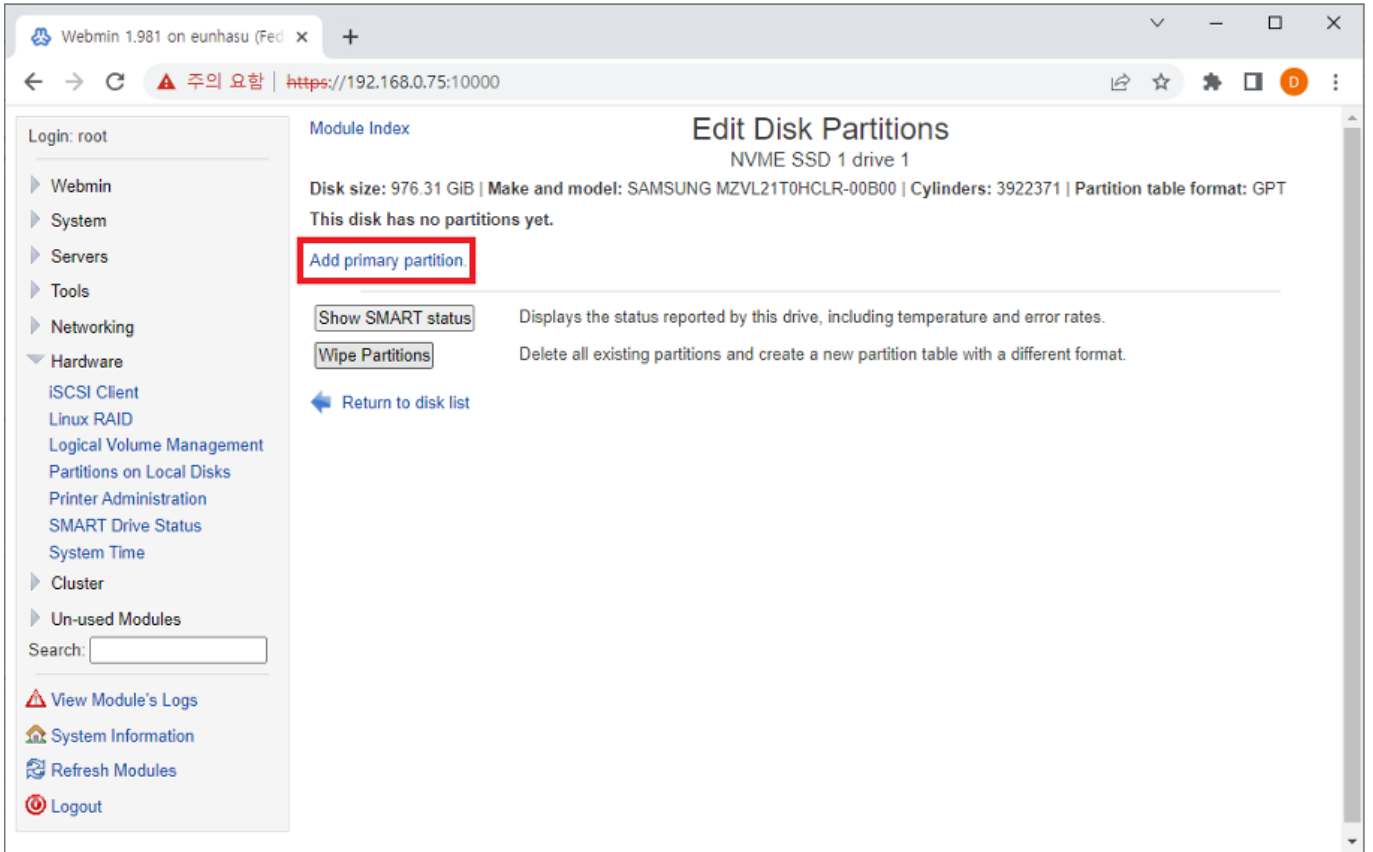
3. Cread Partition Table



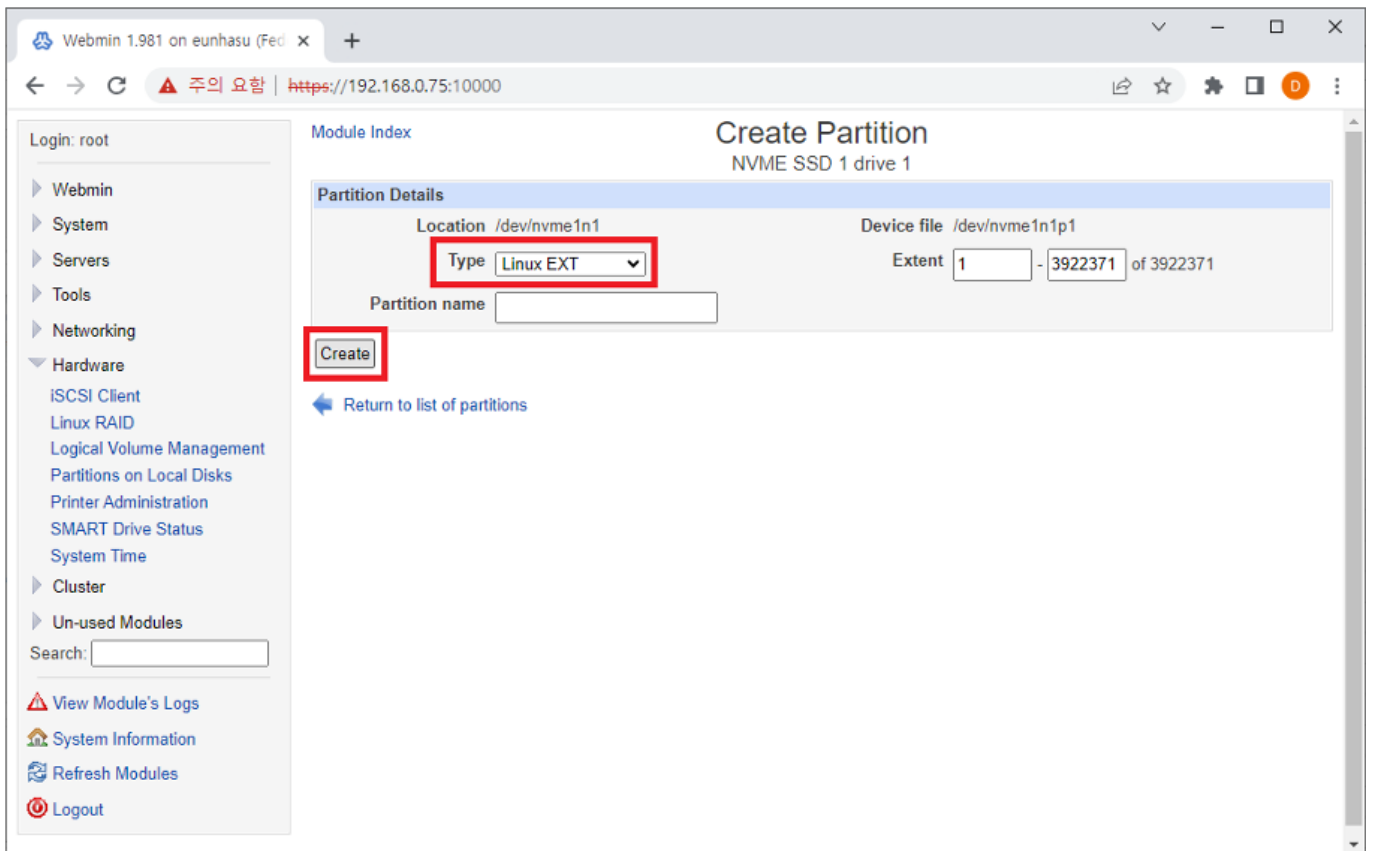
#### 4. Partition table format GPT Wipe and Re-Label



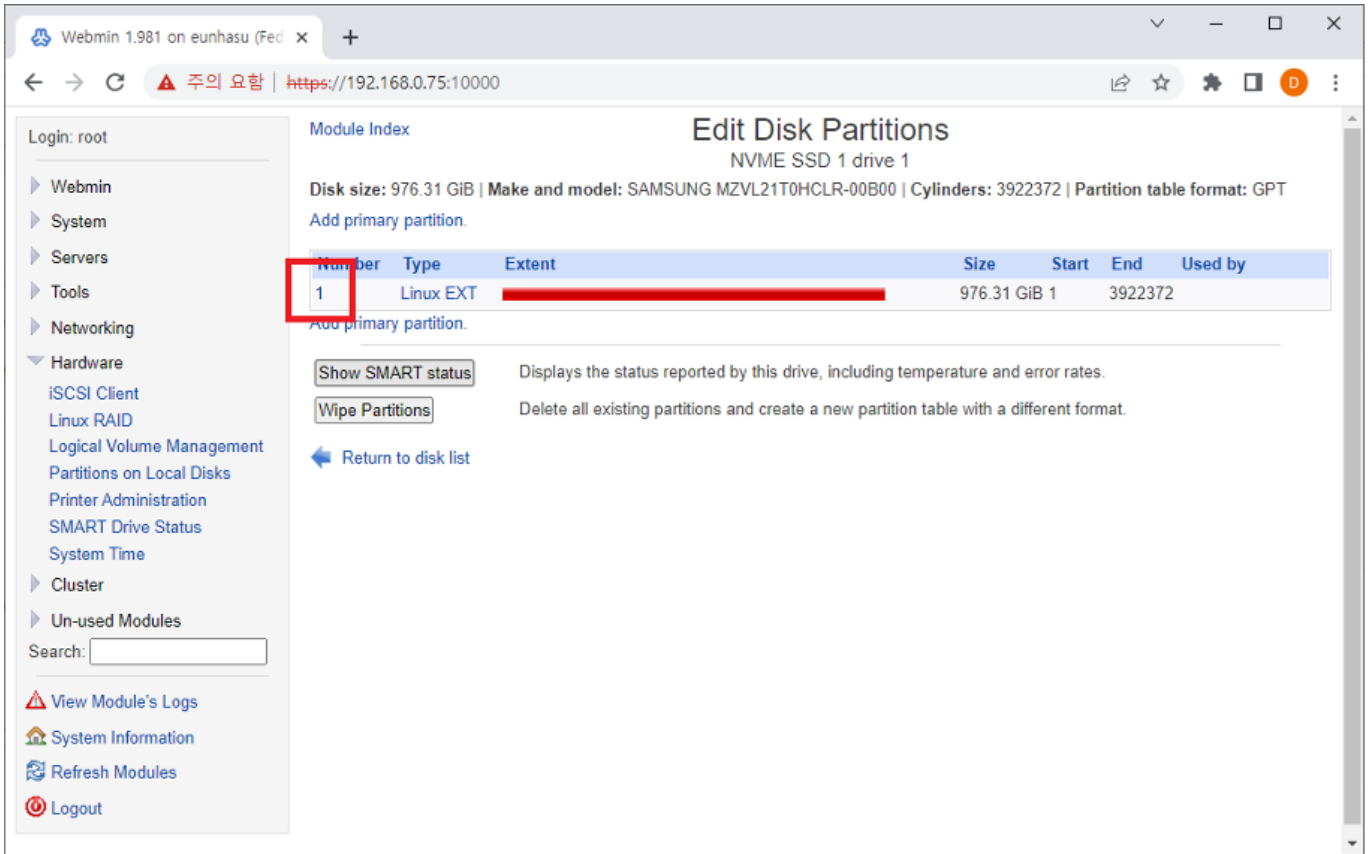
#### 5. Add primary partition



## 6. Type Linux EXT Create .

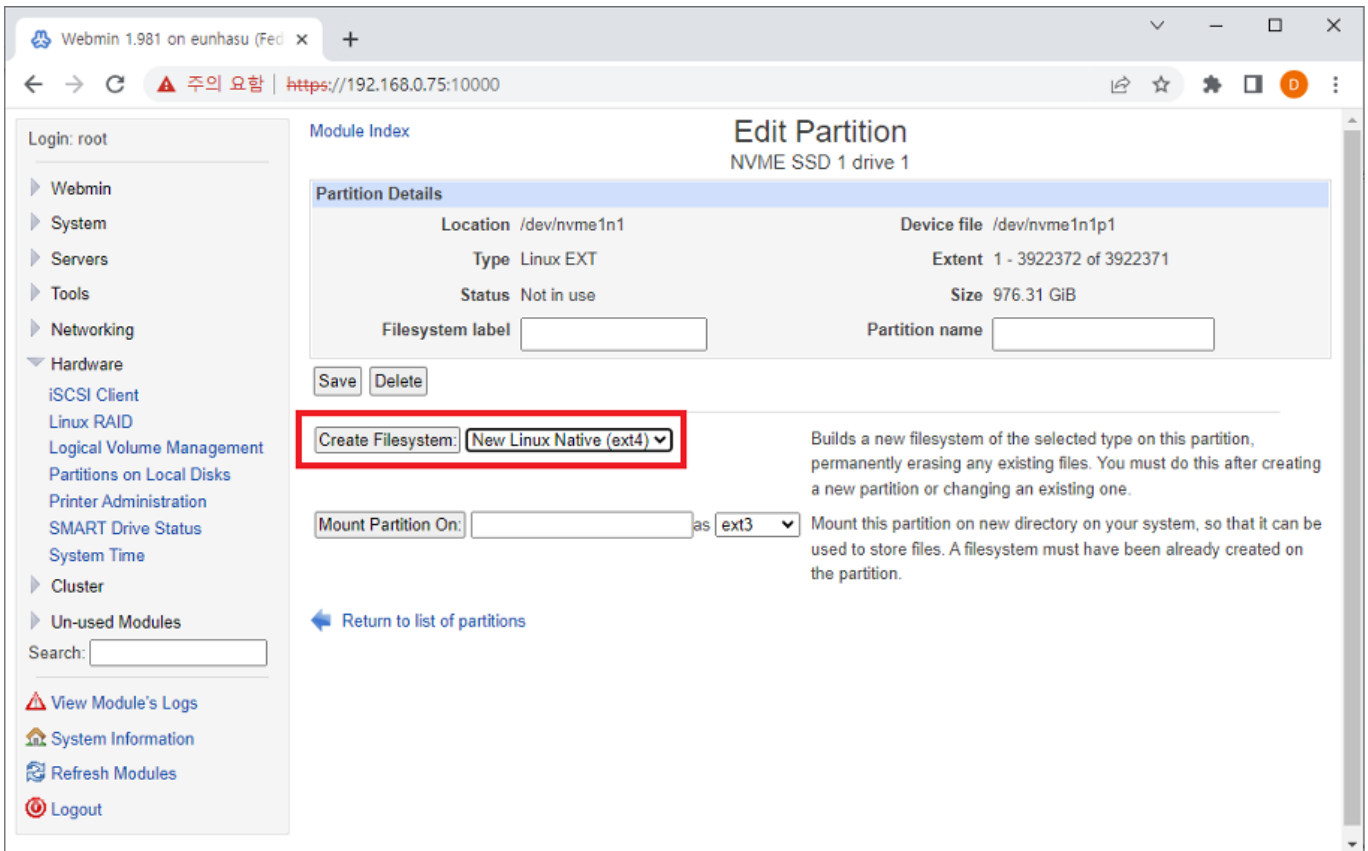


## 7. Partition number



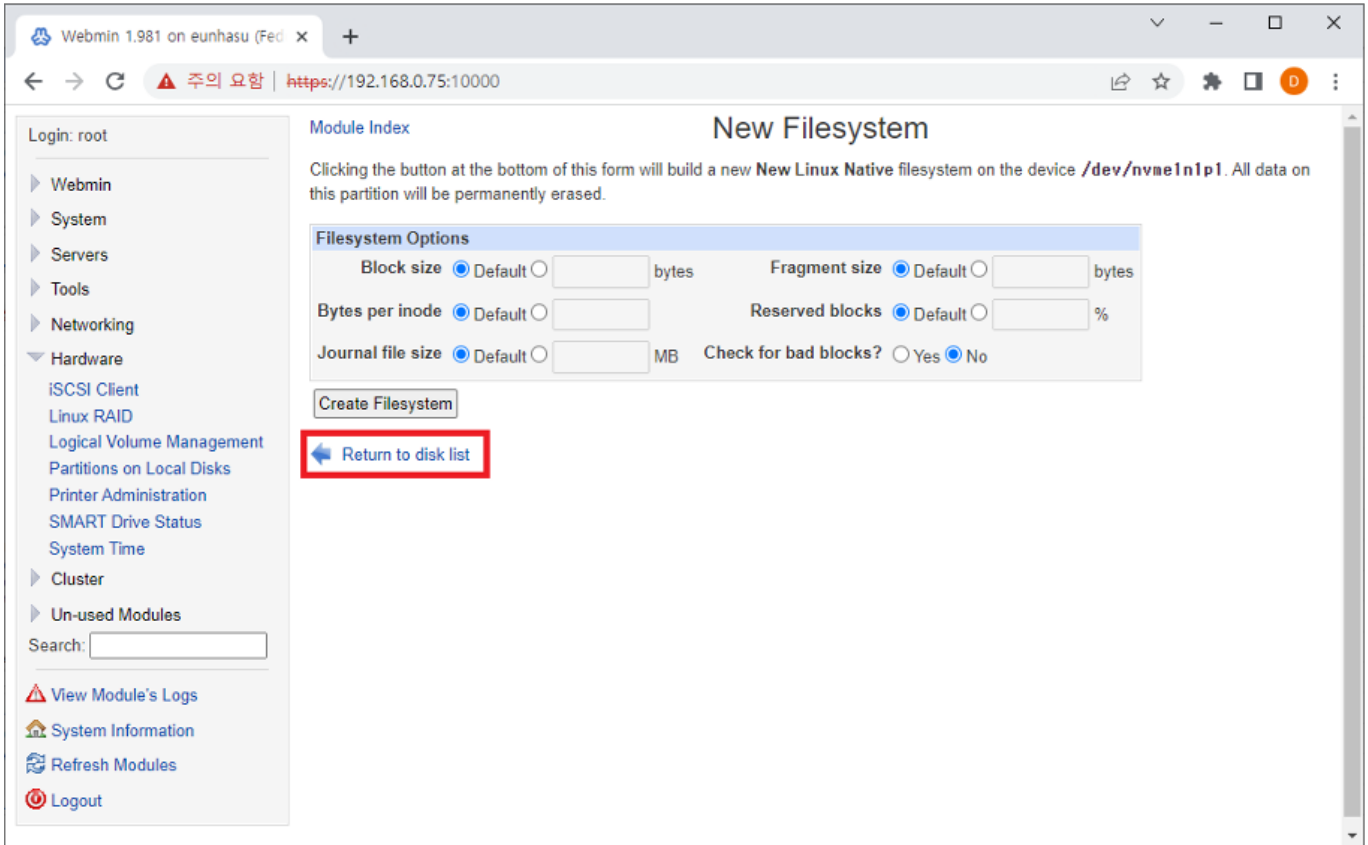
8. New Linux Native (ext4)

Create Filesystem



9. 20 가

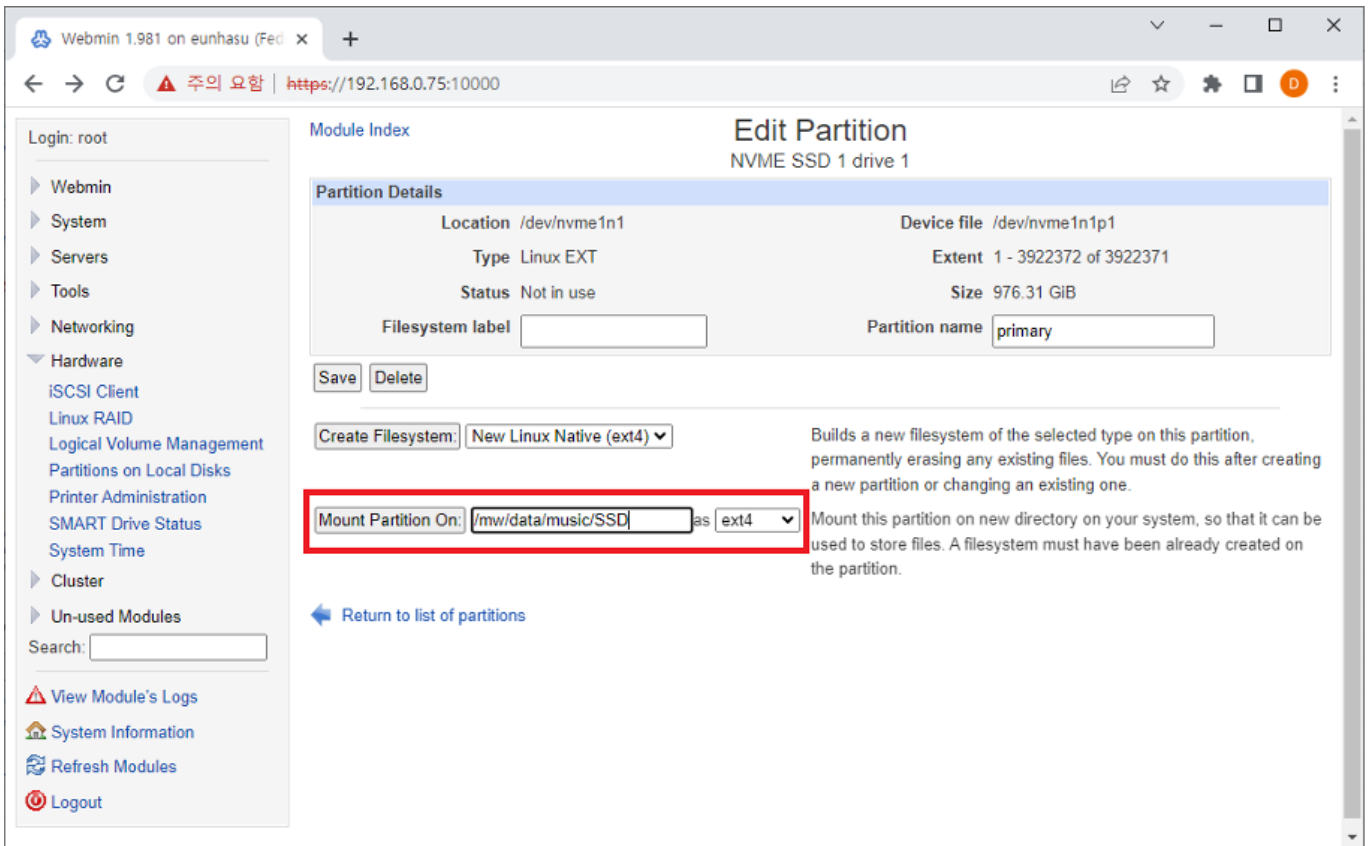
Return to disk list



10. /mw/data/music/<name>

ext4

Mount Partition On

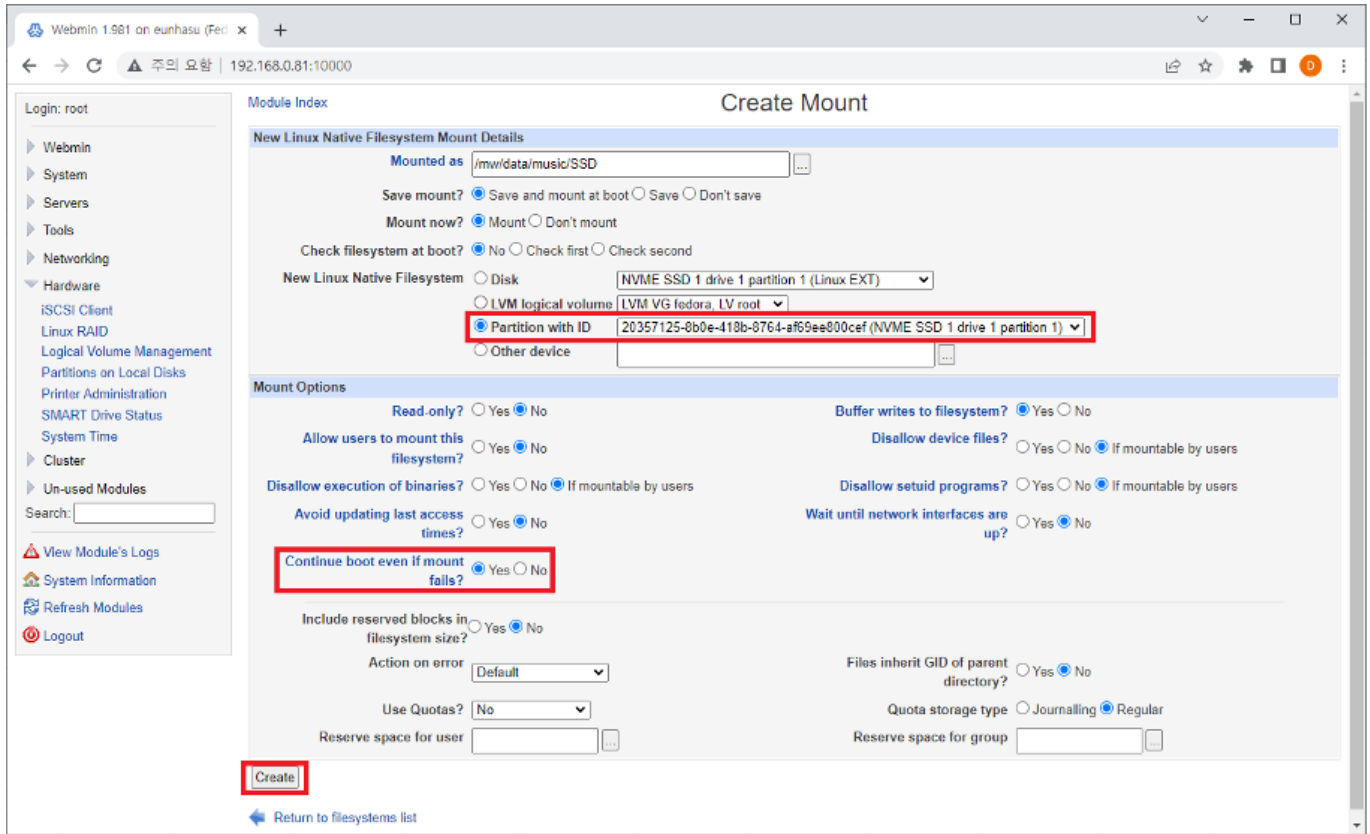


11. Partition with ID Create

가 Disk ..

“Continue boot even if mount fails?”

Yes



## 12. Webmin

## 가 Disk가 Mount

The screenshot shows the Webmin interface for configuring disk and network filesystems. The left sidebar contains navigation options like 'Webmin', 'System', 'Servers', 'Tools', 'Networking', 'Hardware', 'Cluster', and 'Un-used Modules'. The main content area is titled 'Disk and Network Filesystems' and features a table of mounted filesystems. The table has columns for 'Mounted as', 'Type', 'Location', 'Used', 'In use?', and 'Saved?'. The row for '/mnt/data/music/SSD' is highlighted with a red border. Below the table, there are several buttons: 'View Module's Logs', 'System Information', 'Refresh Modules', and 'Logout'.

Mounted as	Type	Location	Used	In use?	Saved?
/ (Root filesystem)	New Linux Native Filesystem (ext4)	LVM VG mapper, LV fedora-root	4%	Yes	Yes
/boot	New Linux Native Filesystem (ext4)	Partition with ID 629c700b-2e0f-4241-9ebc-4a0505d53eda	74%	Yes	Yes
/boot/efi	Windows Filesystem (vfat)	Partition with ID 2541-A322	4%	Yes	Yes
/dev	RAM/Swap Disk (devtmpfs)	devtmpfs	0%	Yes	No
/dev/hugepages	HUGETLBFS	hugetlbfs		Yes	No
/dev/mqueue	MQUEUE	mqueue		Yes	No
/dev/pts	Pseudoterminal Device Filesystem (devpts)	devpts		Yes	No
/dev/shm	RAM/Swap Disk (tmpfs)	tmpfs	0%	Yes	No
/media/USB	New Automounter Filesystem (autofs)	/etc/auto.usb		No	Yes
/misc	New Automounter Filesystem (autofs)	/etc/auto.misc		No	Yes
/mnt/data/music/SSD	New Linux Native Filesystem (ext4)	Partition with ID 20357125-8b0e-418b-8764-af69ee800cef	5%	Yes	Yes
/proc	Kernel Filesystem (proc)	proc		Yes	No
/run	RAM/Swap Disk (tmpfs)	tmpfs	0%	Yes	No
/run/user/0	RAM/Swap Disk (tmpfs)	tmpfs	0%	Yes	No
/run/user/989	RAM/Swap Disk (tmpfs)	tmpfs	0%	Yes	No
/sys	Kernel Filesystem (sysfs)	sysfs		Yes	No
... firmware/efi/efivars	EFIVARFS	efivarfs		Yes	No
/sys/fs/bpf	BPF	none		Yes	No
/sys/fs/cgroup	CGROUP2	cgroup2		Yes	No
...					
/fs/fuse/connections	FUSECTL	fusectl		Yes	No
/sys/fs/pstore	PSTORE	pstore		Yes	No
/sys/kernel/config	CONFIGFS	configfs		Yes	No
/sys/kernel/debug	DEBUGFS	debugfs		Yes	No
/sys/kernel/security	SECURITYFS	securityfs		Yes	No
/sys/kernel/tracing	TRACEFS	tracefs		Yes	No
/tmp	RAM/Swap Disk (tmpfs)	tmpfs	0%	Yes	No

13. reboot      mount가      Webmin → System → Disk and Network Filesystems

Module Config

Search Docs..

Add mount Type: Apple Filesystem (hfs)

Mounted as	Type	Location	Used	In use?	Saved?
/ (Root filesystem)	New Linux Native Filesystem (ext4)	LVM VG mapper, LV fedora-root	4%	Yes	Yes
/boot	New Linux Native Filesystem (ext4)	Partition with ID 629c700b-2e0f-4241-9ebc-4a0505d53eda	74%	Yes	Yes
/boot/efi	Windows Filesystem (vfat)	Partition with ID 2541-A322	4%	Yes	Yes
/dev	RAM/Swap Disk (devtmpfs)	devtmpfs	0%	Yes	No
/dev/hugepages	HUGETLBFS	hugetlbfs		Yes	No
/dev/mqueue	MQUEUE	mqueue		Yes	No
/devpts	Pseudoterminal Device Filesystem (devpts)	devpts		Yes	No
/dev/shm	RAM/Swap Disk (tmpfs)	tmpfs	0%	Yes	No
/media/USB	New Automounter Filesystem (autofs)	/etc/auto.usb		No	Yes
/misc	New Automounter Filesystem (autofs)	/etc/auto.misc		No	Yes
<b>/mnt/data/music/SSD</b>	<b>New Linux Native Filesystem (ext4)</b>	<b>Partition with ID 20357125-8b0e-410b-8764-af09ee000cef</b>	<b>5%</b>	<b>Yes</b>	<b>Yes</b>
/proc	Kernel Filesystem (proc)	proc		Yes	No
/run	RAM/Swap Disk (tmpfs)	tmpfs	0%	Yes	No
/run/user/0	RAM/Swap Disk (tmpfs)	tmpfs	0%	Yes	No
/run/user/989	RAM/Swap Disk (tmpfs)	tmpfs	0%	Yes	No
/sys	Kernel Filesystem (sysfs)	sysfs		Yes	No
... firmware/efi/efivars	EFIVARFS	efivarfs		Yes	No
/sys/fs/bpf	BPF	none		Yes	No
/sys/fs/cgroup	CGROUP2	cgroup2		Yes	No
... /fs/fuse/connections	FUSECTL	fusectl		Yes	No
/sys/fs/pstore	PSTORE	pstore		Yes	No
/sys/kernel/config	CONFIGFS	configfs		Yes	No
/sys/kernel/debug	DEBUGFS	debugfs		Yes	No
/sys/kernel/security	SECURITYFS	securityfs		Yes	No
/sys/kernel/tracing	TRACEFS	tracefs		Yes	No
/tmp	RAM/Swap Disk (tmpfs)	tmpfs	0%	Yes	No
... /lib/ntfs/rpc_pipefs	RPC_PIPEFS	sunrpc		Yes	No
Virtual Memory	Virtual Memory (swap)	LVM VG mapper, LV fedora-swap		Yes	Yes

Add mount Type: Apple Filesystem (hfs)

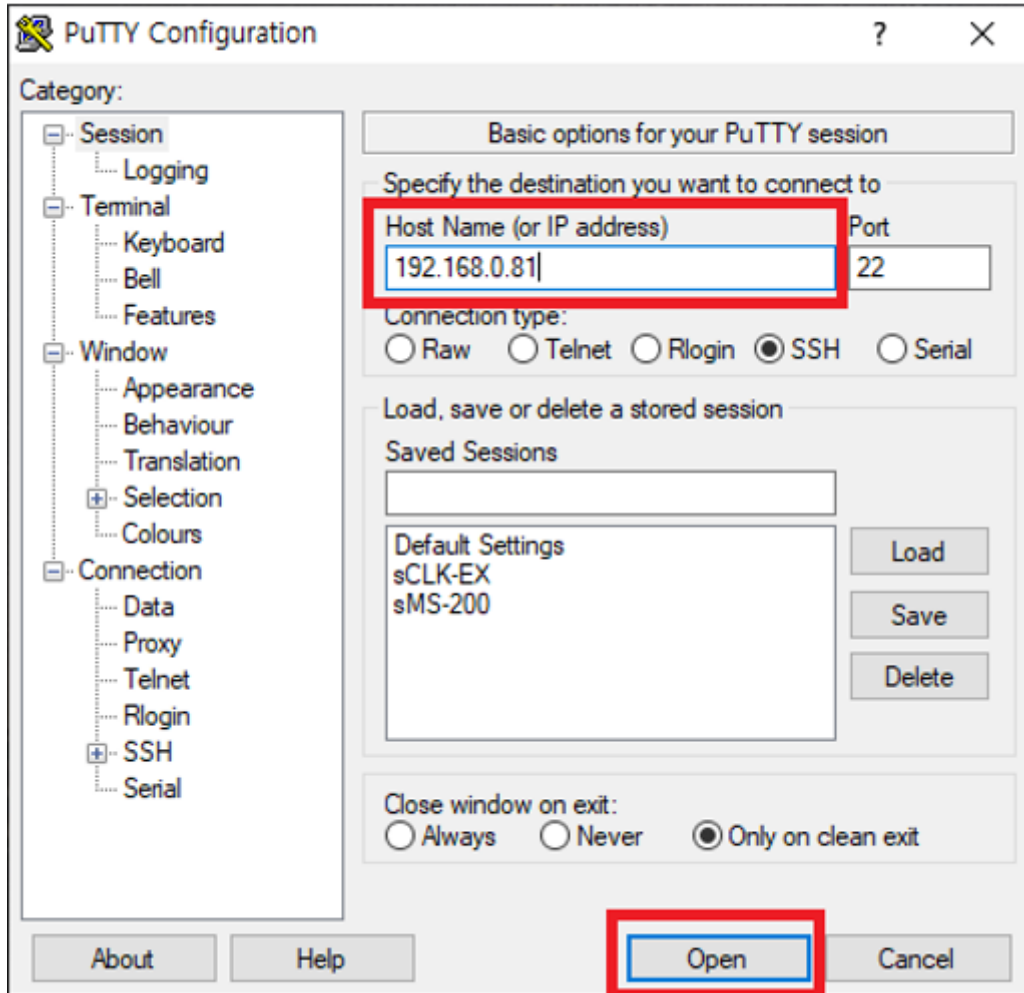
14. SSH

(Putty)

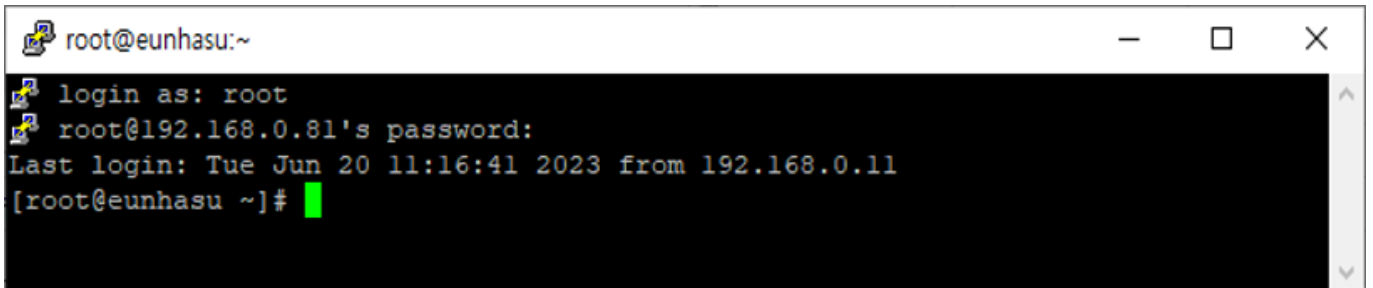
SMB-Q370

. A. IP

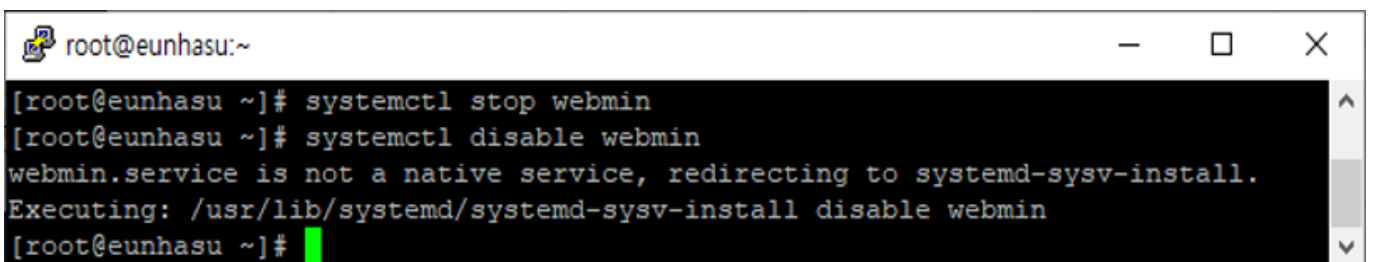
sMB-370



B. ID : root, PW : sotmaudio( , .)



C. webin disable . a. systemctl stop webmin b. systemctl disable webmin



From:

<https://www.docs.sotm-audio.com/> - **SotM docs**

Permanent link:

[https://www.docs.sotm-audio.com/doku.php?id=ko:additional\\_disk\\_eunhasu](https://www.docs.sotm-audio.com/doku.php?id=ko:additional_disk_eunhasu)

Last update: **2023/06/20 00:26**

